



Our Passive Ventilation – Stops Leaks, Dries Walls Permanently.



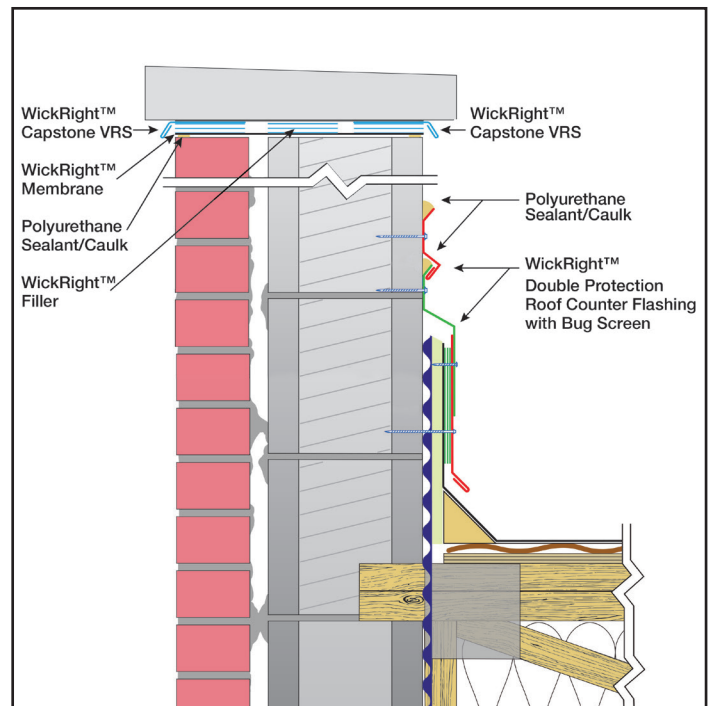
Easy to Install, One-Piece Vent and Flashing

Patented WickRight Capstone Vented Drip Edge and Vapor Permeable Membrane are a permanent passive ventilation system. Installation protects the top of parapets from rain seeping through capstones.

Wind flowing through Capstone Vented Drip Edge dries walls via circulation and draws moisture vapor up and out of the masonry and wall core. Our membrane allows moisture vapor to exit, but does not allow water to enter.

Installation time is the same as traditional flashing. We have 62 capstone installations in Chicagoland. Call for referrals or to visit a jobsite.

WickRight provides free installation training sessions and building owner presentations to help you sell permanent solutions to your customers.



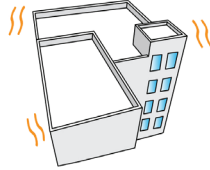
“ Capstone Vented Drip Edge on the exterior and Capstone Vented Receiver Clip on the interior side of the parapet worked like a charm on the south side of our building. Totally dry, no more leaks. We're having WickRight installed on the rest of the building next summer.”

— Curtis Wilson, Building Owner




7.2 cubic feet per minute per foot

18 MPH Wind Speed



7.2 x 180 = 1296
cubic feet of airflow per minute




CFD simulation shows that Capstone Vented Drip Edge increases airflow in parapet walls more than 7.2 cubic feet per minute per lineal foot with an 18 mph wind.

Streamlines show how air enters a wall via Capstone Vented Drip Edge on the exterior side of a wall, circulates inside the wall, then exits via Vented Drip Edge or Vented Receiver Clip on the interior side of the wall.



LIMITED WARRANTY



WickRight Capstone Vented Drip Edge™

Available in 10' lengths

Patented. For use under Coping Stones or Capstones. Fully adjustable. Use on parapet walls of any size or material, including CMU, brick, frame or any combination of these materials.

In-Stock Capstone Vented Drip Edge is made with Stainless Steel flashing. Custom metal flashings available.

Installation of WickRight Vapor Permeable Membrane required before installing Capstone Vented Drip Edge.

In-Stock Membrane rolls – 300' long x 9" wide, 15" wide or 20" wide. Custom widths available.

Installation of WickRight Capstone Filler recommended on walls 10-11" wide, required on walls 12" or wider, see installation instructions.

In-Stock Filler – 4' long x 2", 3", 4" or 5" wide. Order actual length of perimeter + 10%. Custom widths available.

How to Order Capstone Vented Drip Edge:

Measure the length of each wall. One length is needed for EACH side of the wall, so multiply the total length by 2, plus 10%.

Example:

Perimeter 180 feet. Order 400' (180' x 2 = 360' + 10% = 396')

Round up 4' – product comes in 10ft lengths. Excess product can be used on future projects.

Crush Test Results: Withstands up to 323 pounds per square inch.

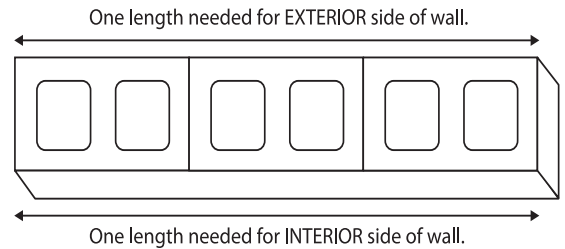


WICKRIGHT
CAPSTONE FILLER
WHITE IN STOCK

WICKRIGHT
CAPSTONE VENTED DRIP EDGE™



WICKRIGHT
VAPOR PERMEABLE/ MEMBRANE



View our online store at www.WickRight.com/store

We accept company checks, credit cards, Chase Quick Pay and Zelle.



312-720-1467 www.WickRight.com info@wickright.com