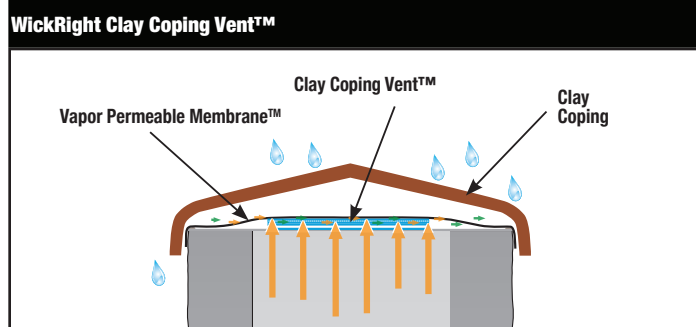
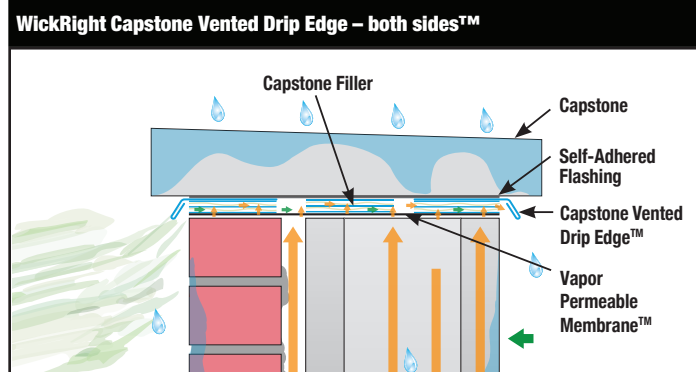
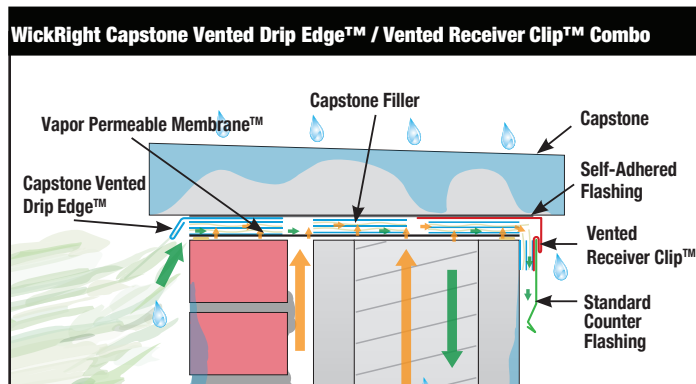




Protects & Vents Parapets – Lets Walls Breathe and Dry Out.



Easy to Install Water Damage Protection

WickRight Vapor Permeable Membrane is air and water vapor permeable, yet highly water resistant. It allows air circulation into the wall core or cavity, which also provides lift to draw moisture vapor out of the wall. This allows parapets and entire walls (depending on the structure), to dry out quickly.

The WickRight Capstone System, (Membrane, Capstone Vented Drip Edge, optional Vented Receiver Clip and self-adhered flashing) completely protects parapets from water leaking through capstones. The Membrane can also be used to protect parapets that are finished with Clay Copings.

Water cannot pass through the Membrane without considerable force. Any rain that enters the assembly sits on top of the Membrane until it is blown out by wind or evaporates.

Contact us to visit a jobsite. There are currently 64 capstone and 31 clay coping installations in the Chicago area.

“ We’ve installed WickRight Membrane with their Capstone flashing/vent on 4 buildings over the past 5 years. All the buildings have dried out, no complaints. It only takes a couple minutes to install and they deliver it to the jobsite – no need to store it.”

— Ron Cowgill, President
D/R Services Unlimited, Inc.
Glenview, IL



TEST RESULTS

ASTM E96 Moisture Vapor Transmission – 107.8 perms
compare to vapor permeable Tyvek Home Wrap - 58 perms

AATCC 127-2008 Hydrostatic Resistance – 19.9 psi

Measures PSI at which water passes through a membrane. Based on membrane orientation in finished wall assembly, water penetration is highly unlikely. However, a wall covered with membrane only should not be exposed to heavy wind-driven rain.



“Ponding” – Water Resistance Test

8 oz of water poured onto Membrane stretched across a clear glass bowl. Membrane released 0.40 grams of water after 9 hours.



LIMITED WARRANTY

To learn more about WickRight systems join us for a free building science seminar or installation training.

WickRight Vapor Permeable™ Membrane

300' long – 9", 15" or 20" wide

Use with:

- WickRight Capstone Vented Drip Edge
- WickRight Capstone Vented Receiver Clip
- WickRight Clay Coping Vent

How to Order Membrane:

Perimeter measurement plus 10%.

Choose a Width:

9" wide – single wythe block walls.


15" wide – brick/block/frame wall combinations and multiple-wythe brick buildings.

20" wide – buildings that have custom widths, twists, turns and odd angles to accommodate.

If your project requires wider membrane, call 312-720-1467. 10 days advance notice required.

Membrane should be stored in original plastic bag, away from direct sunlight and kept clean and free of construction debris.

Installation Tip: To secure membrane to wall, compress into a thin bed of caulk or sealant that closing matches the capstone's coloring. **Warning - DO NOT use products containing Xylene with WickRight products.**



VAPOR PERMEABLE MEMBRANE



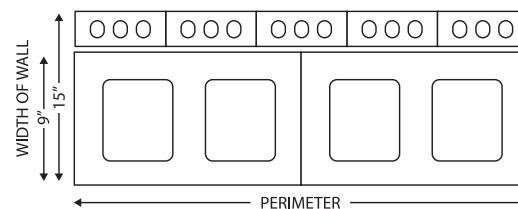
CAPSTONE VENTED DRIP EDGE™



CLAY COPING VENT & CAPSTONE FILLER – WHITE IN STOCK



VENTED RECEIVER CLIP™



View our online store at www.WickRight.com/store

We accept company checks, credit cards, Chase Quick Pay and Zelle.



312-720-1467 www.WickRight.com info@wickright.com