

DMF DU6

MANUALLY OPENED FLAT ROOF WINDOW WITH TRIPLE DU6 GLAZING UNIT

I. APPLICATION

Plastic window/skylight with the base intended for flat roofs.

Parameter	Value/Type	Marking
Roof angle	2° - 15°	
Roofing base type	membrane, roofing felt paper, green roofs, gravel roofs	-

IV. TECHNICAL PARAMETERS

Parameter	Unit	Value	Harmonized standard
U _w	[W/m²K]	0,70	EN 14351-1:2006+A2:2016
U _f	[W/m²K]	0,67	
Ψ	[W/mK]	0,055	
R _w	[dB]	34 (-1;-4)	
Wind load resistance		Class C5/B5 Class C2/B5*	
Snow load resistance		6H-18-4H-18-44.2 6H-16-4H-18-55.2	
Resistance to fire		B-s2,d0	
Resistance to external fire		B _{roof} (t1)	
Watertightness Unshielded (A)		E1200	
Impact resistance		Class 5 – 950 mm	
Load bearing capacity of safety devices		npd**	EN 1279-5 + A2:2010
Air permeability		Class 4	
U _g	[W/m²K]	0,5	
T _v	[%]	54	
g	[%]	43	
Glazing unit***		6 RH - Tg18Ar – 4HT – Tg18Ar - 44.2T 6 RH - Tg16Ar – 4HT – Tg18Ar - 55.2T	

* for windows wider or longer than 140cm

** no performance determined

***depend on window size

V. DECLARATION OF PERFORMANCE

Harmonized standard for the product	Marking	Declaration of Performance No.
EN 14351-1:2006 +A2:2016	CE	R80/CPR/14351/xx*

* - declaration's release year, eg. R80/CPR/14351/17 released in 2017

II. WINDOW SET ELEMENTS

NO.	Element	Quantity	Description
1.	Sash equipped with glazing unit, frame is base of the window	1	DU6 – passive glazing unit with external glass toughened wider around perimeter and safe internal glass laminated. Multi-chamber PVC profile.
2.	Assembly set	1	
3.	Profiles mounting roofing	4	Profiles mechanically mounting roofing to the frame
4.	Screw servo-motor	1 (2)	Maximum sash tilt: 300mm 220cm long ZSD rod included

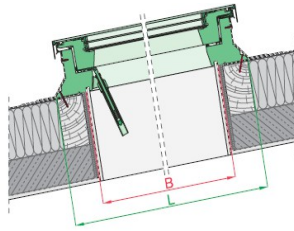
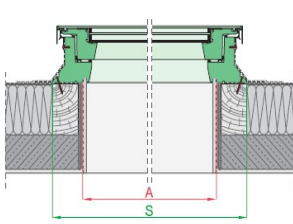
III. SIZES

There are available 19 standard sizes. It is possible to manufacture any size from the range given in the table below.

		Window width A= from 60 to 200 cm																		
		60	70	80	90	100	110	120	130	140	150	160	170	180	190	200	210	220		
Window height B = from 60 to 220 cm	60	0,23			0,37			0,51										0,89		
	70		0,33																	
	80			0,46								0,93								
	90				0,6			0,83												
	100					0,77					1,21							1,64		
	110																			
	120						0,83		1,16		1,48									
	130																			
	140										1,63									
	150							1,21												
	160																			
	170																			
	180																			
	190																			
	200																			
	210																			
	220									2,23										

- size possible to manufacture
 - size not possible to manufacture
0,23 - effective glazing area, standard size

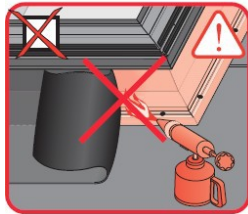
VI. ASSEMBLY INFORMATION



Window commercial size is an opening size in the roof (size A, B). Tolerance of the opening dimensions within +5 cm per side is possible.

DMF	A	B
	[mm]	
60x60	600-650	600-650
60x90	600-650	900-950
70x70	700-750	700-750
80x80	800-850	800-850
90x60	900-950	600-650
90x90	900-950	900-950
90x120	900-950	1200-1250
100x100	1000-1050	1000-1050
100x150	1000-1050	1500-1550
120x60	1200-1250	600-650
120x90	1200-1250	900-950
120x120	1200-1250	1200-1250
120x220	1200-1250	2200-2250
140x140	1400-1450	1400-1450
150x80	1500-1550	800-850
150x100	1500-1550	1000-1050
150x120	1500-1550	1200-1250
200x60	2000-2050	600-650
200x100	2000-2050	1000-1050

Do not heat up PVC profiles



VII. DETAILED SIZES

Window size	Size symbol	Frame external size	Distance between lining grooves	Glazing area	Height
		S x L	p x q	j x k	h
[cm]		[mm]			
60 x 60	01K	820 x 820	558 x 558	476 x 476	191
60 x 90	02K	820 x 1120	558 x 858	476 x 776	191
70 x 70	03K	920 x 920	658 x 658	576 x 576	191
80 x 80	04K	1020 x 1020	758 x 758	676 x 676	191
90 x 90	05K	1120 x 1120	858 x 858	776 x 776	191
90 x 120	06K	1120 x 1420	858 x 1158	776 x 1076	191
100 x 100	07K	1220 x 1220	958 x 958	876 x 876	191
120 x 120	08K	1420 x 1420	1158 x 1158	1076 x 1076	191
140 x 140	09K	1620 x 1620	1358 x 1358	1276 x 1276	191
100 x 150	10K	1220 x 1720	958 x 1458	876 x 1376	191
120 x 220	11K	1420 x 2420	1158 x 2158	1076 x 2076	191
90x60	31K	1120x820	1120x558	776x476	191
120x90	32K	1420x1120	1158x858	1076x776	191
150x100	33K	1720x1220	1458x958	1376x876	191
200x100	34K	2220x1220	1958x958	1876x876	191
150x80	35K	1720x1020	1458x758	1376x676	191
150x120	36K	1720x1420	1458x1158	1376x1076	191
200x60	37K	2220x820	1958x558	1876x476	191
120x60	38K	1420x820	1158x558	1076x476	191

